

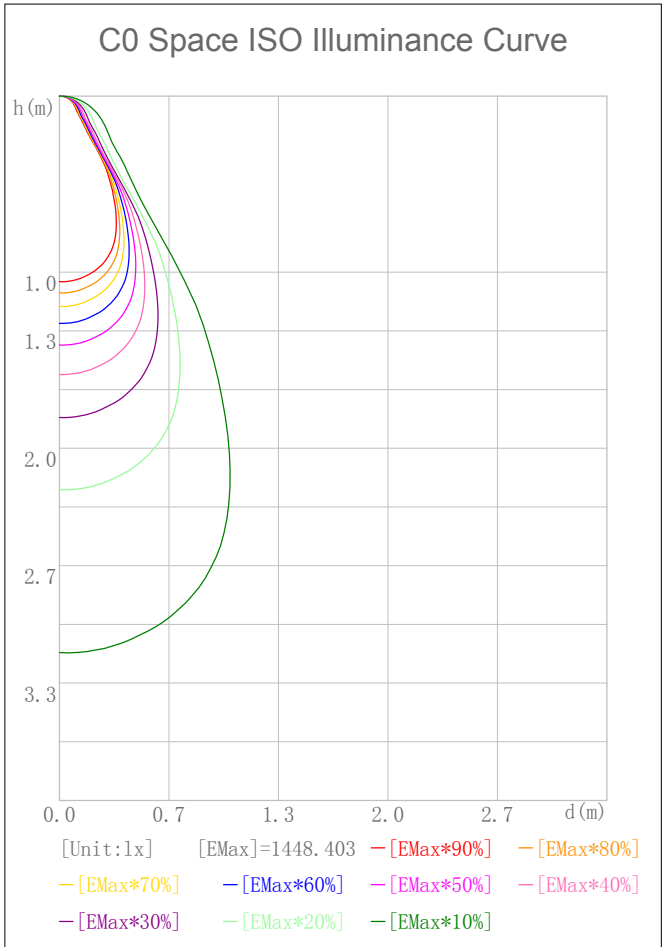
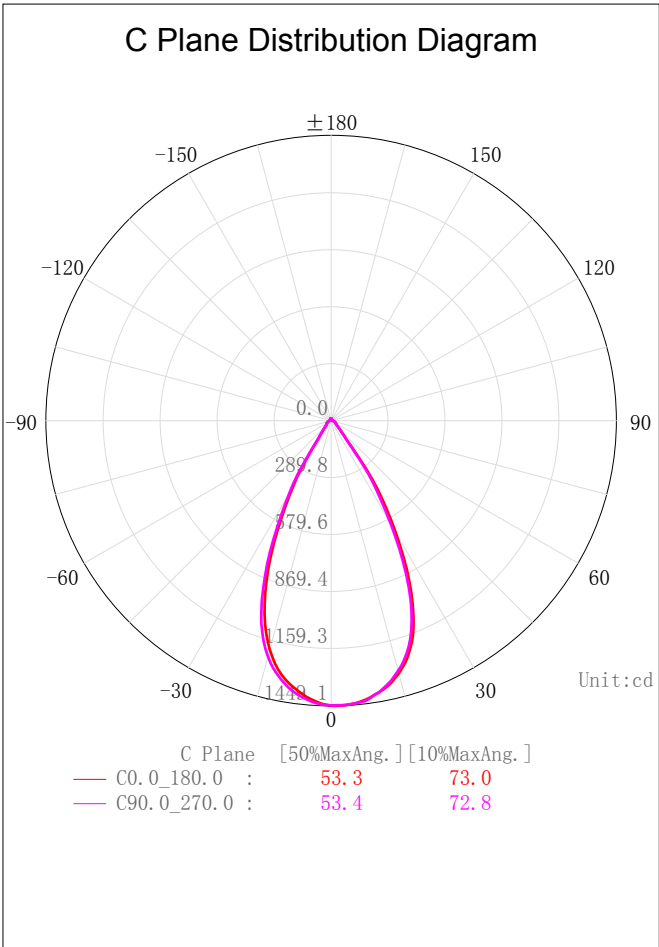
Indoor Luminaire Photometric Data

Description Information

Luminary Name: TR04-15-XX-01 2700K RA90 60D	Lum. Catalog:	Test ID: 01
Lamp Name:	Lamp Catalog: LED	Test Date: 2020/07/09
Manufacture: Shenzhen Norming Lighting Co., Ltd	Shld. Ang(°):	Test Machine:GON-2000
Test Lab: Quality Department	Frequency (Hz):	Lamp CCT (K): Ra:
Lum. Size (W*L*H):0.050m*0.000m*0.000m	Lum. Area (m2):0.002	Lum. W (kg): 0.000
Test System: C, γ	Test Step: C=90.0 γ=1.0	Temp. (°C): 25
		Humidity(%): 50.0

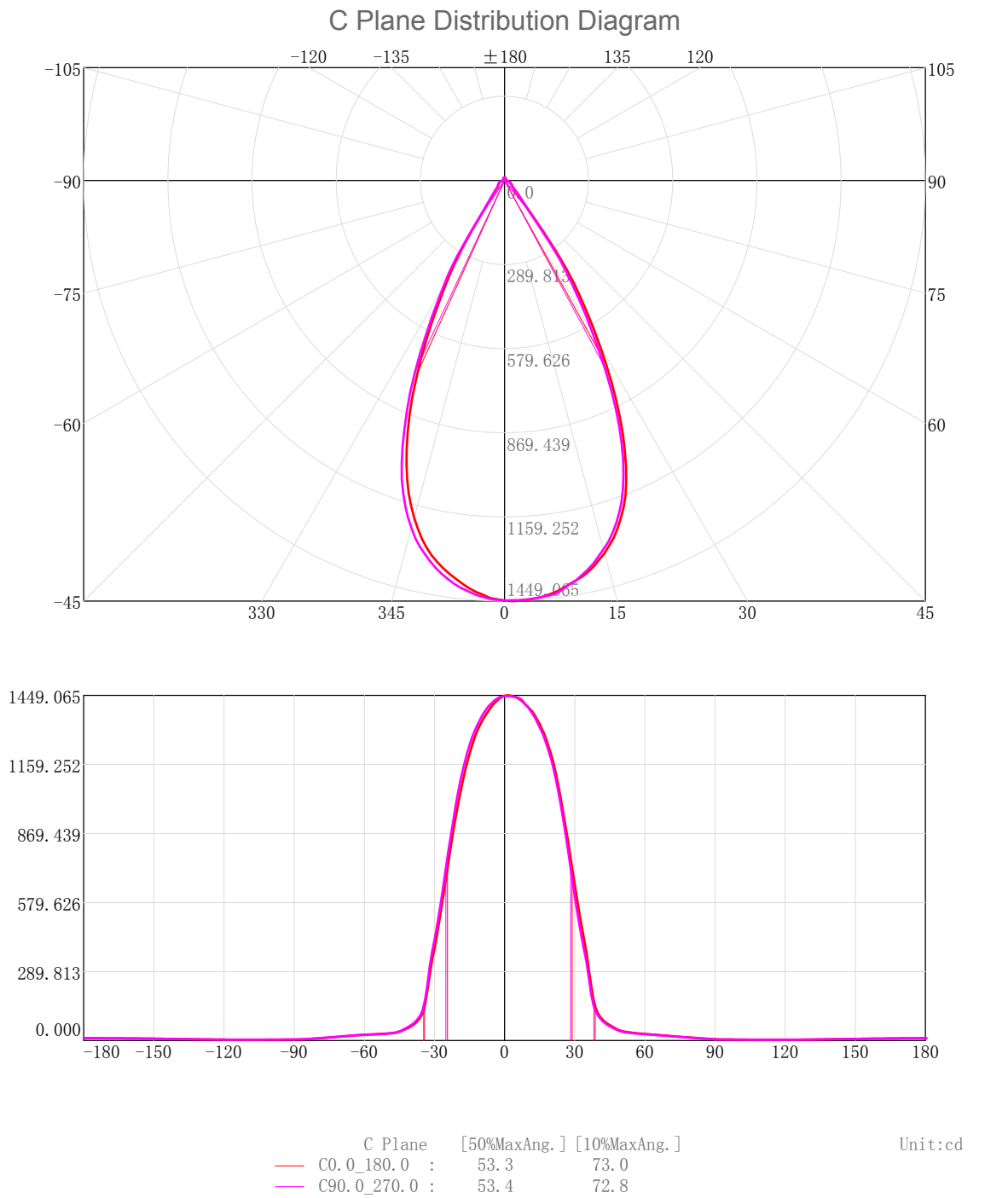
Character Parameter

Lamp Speciality Parameter	Luminaire Speciality Parameter	
Rated Flux(lm): 1162.990	Luminary Flux(lm): 1162.994	Field Angle(10%Imax): 73.0(°)
Rated Power(W):	Luminary Efficiency: 100.00%	Down Lumens&Percent: 1129.292lm 97.10%
Rated Voltage(V):	Luminary EER(lm/W): 79.008	Up Lumens&Percent: 33.702lm 2.90%
Tested Power(W): 14.720	Max. Candela(cd): 1449.065	S/MH: C0_a180=0.859 C90_270=0.863
Lamps' Inside: 1	Max Cand@Ang. (°): C=0.0 γ=1.0	CIE Type: Semi-Direct
Tested Electrics (V, A, pf):240.0, 0.063, 0.967	Beam Angle(50%Imax): 53.3(°)	ErP Φ use(90°): 1032.419lm
Lamp Size (W*L*H):0.050m*0.000m*0.000m	Left=-24.4°, Right=28.9°	IRF(%): 264.065



2D Plane Light Intensity Distribution Curve

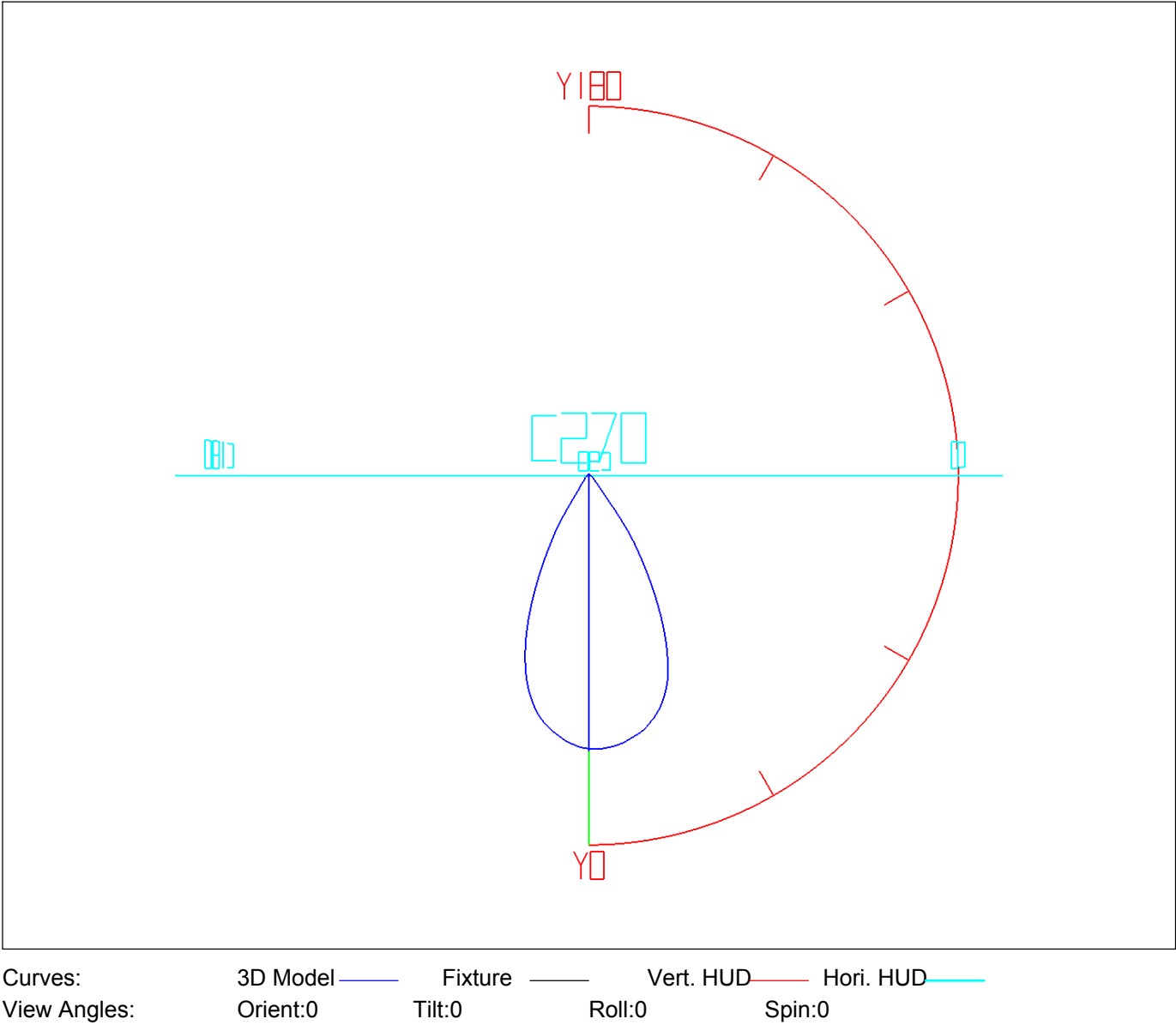
Lum. Name: TR04-15-XX-01 2700K RA90 60D	Lum. Catalog:	Test ID: 01
Lamp Name:	Lamp Catalog: LED	Test Lab: Quality Department
Manufacture: Shenzhen Norming Lighting Co., Ltd	Test Machine:GON-2000	Test Date: 2020/07/09



3D Light Intensity Distribution Modal

Lum. Name:TR04-15-XX-01 2700K RA90 60D	Lum. Catelog:	Test ID:01
Lamp Name:	Lamp Catelog:LED	Test Lab:Quality Department
Manufacture:Shenzhen Norming Lighting Co., Ltd	Test Machine:GON-2000	Test Date:2020/07/09

3D Light Intensity Distribution Modal



Zonal Flux Tabulation

Zone(γ)	Zone Flux (lm)	Sums Flux (lm)	Zone%Lamp	Sums%Lamp	Zone(γ)	Zone Flux (lm)	Sums Flux (lm)	Zone%Lamp	Sums%Lamp
0.0-1.0	1.38	1.38	0.12	0.12	47.0-48.0	3.30	1050.38	0.28	90.32
1.0-2.0	4.15	5.53	0.36	0.48	48.0-49.0	3.12	1053.51	0.27	90.59
2.0-3.0	6.90	12.43	0.59	1.07	49.0-50.0	2.98	1056.48	0.26	90.84
3.0-4.0	9.62	22.05	0.83	1.90	50.0-51.0	2.87	1059.35	0.25	91.09
4.0-5.0	12.31	34.36	1.06	2.95	51.0-52.0	2.79	1062.14	0.24	91.33
5.0-6.0	14.97	49.33	1.29	4.24	52.0-53.0	2.75	1064.89	0.24	91.57
6.0-7.0	17.58	66.91	1.51	5.75	53.0-54.0	2.70	1067.60	0.23	91.80
7.0-8.0	20.12	87.03	1.73	7.48	54.0-55.0	2.67	1070.26	0.23	92.03
8.0-9.0	22.58	109.61	1.94	9.42	55.0-56.0	2.63	1072.89	0.23	92.25
9.0-10.0	24.97	134.58	2.15	11.57	56.0-57.0	2.59	1075.48	0.22	92.48
10.0-11.0	27.28	161.86	2.35	13.92	57.0-58.0	2.56	1078.05	0.22	92.70
11.0-12.0	29.48	191.35	2.54	16.45	58.0-59.0	2.53	1080.57	0.22	92.91
12.0-13.0	31.56	222.91	2.71	19.17	59.0-60.0	2.49	1083.07	0.21	93.13
13.0-14.0	33.49	256.40	2.88	22.05	60.0-61.0	2.46	1085.52	0.21	93.34
14.0-15.0	35.25	291.65	3.03	25.08	61.0-62.0	2.42	1087.94	0.21	93.55
15.0-16.0	36.86	328.51	3.17	28.25	62.0-63.0	2.37	1090.31	0.20	93.75
16.0-17.0	38.28	366.79	3.29	31.54	63.0-64.0	2.32	1092.63	0.20	93.95
17.0-18.0	39.45	406.24	3.39	34.93	64.0-65.0	2.27	1094.90	0.19	94.15
18.0-19.0	40.37	446.61	3.47	38.40	65.0-66.0	2.21	1097.11	0.19	94.34
19.0-20.0	41.00	487.62	3.53	41.93	66.0-67.0	2.15	1099.26	0.18	94.52
20.0-21.0	41.32	528.93	3.55	45.48	67.0-68.0	2.08	1101.34	0.18	94.70
21.0-22.0	41.27	570.20	3.55	49.03	68.0-69.0	2.02	1103.36	0.17	94.87
22.0-23.0	40.88	611.08	3.51	52.54	69.0-70.0	1.95	1105.31	0.17	95.04
23.0-24.0	40.16	651.23	3.45	56.00	70.0-71.0	1.88	1107.18	0.16	95.20
24.0-25.0	39.07	690.30	3.36	59.36	71.0-72.0	1.81	1108.99	0.16	95.36
25.0-26.0	37.63	727.92	3.24	62.59	72.0-73.0	1.73	1110.72	0.15	95.51
26.0-27.0	35.87	763.79	3.08	65.67	73.0-74.0	1.66	1112.38	0.14	95.65
27.0-28.0	33.87	797.67	2.91	68.59	74.0-75.0	1.59	1113.97	0.14	95.79
28.0-29.0	31.72	829.39	2.73	71.31	75.0-76.0	1.52	1115.49	0.13	95.92
29.0-30.0	29.47	858.86	2.53	73.85	76.0-77.0	1.44	1116.93	0.12	96.04
30.0-31.0	27.25	886.11	2.34	76.19	77.0-78.0	1.37	1118.30	0.12	96.16
31.0-32.0	24.78	910.88	2.13	78.32	78.0-79.0	1.29	1119.59	0.11	96.27
32.0-33.0	21.85	932.73	1.88	80.20	79.0-80.0	1.22	1120.81	0.10	96.37
33.0-34.0	18.85	951.58	1.62	81.82	80.0-81.0	1.15	1121.96	0.10	96.47
34.0-35.0	16.13	967.71	1.39	83.21	81.0-82.0	1.07	1123.03	0.09	96.56
35.0-36.0	13.64	981.35	1.17	84.38	82.0-83.0	1.00	1124.03	0.09	96.65
36.0-37.0	11.21	992.56	0.96	85.35	83.0-84.0	0.93	1124.96	0.08	96.73
37.0-38.0	9.06	1001.62	0.78	86.12	84.0-85.0	0.86	1125.83	0.07	96.80
38.0-39.0	7.48	1009.10	0.64	86.77	85.0-86.0	0.80	1126.62	0.07	96.87
39.0-40.0	6.46	1015.56	0.56	87.32	86.0-87.0	0.73	1127.36	0.06	96.94
40.0-41.0	5.77	1021.33	0.50	87.82	87.0-88.0	0.69	1128.04	0.06	96.99
41.0-42.0	5.24	1026.57	0.45	88.27	88.0-89.0	0.64	1128.69	0.06	97.05
42.0-43.0	4.78	1031.35	0.41	88.68	89.0-90.0	0.61	1129.29	0.05	97.10
43.0-44.0	4.39	1035.74	0.38	89.06	90.0-91.0	0.57	1129.87	0.05	97.15
44.0-45.0	4.06	1039.79	0.35	89.41	91.0-92.0	0.55	1130.42	0.05	97.20
45.0-46.0	3.78	1043.57	0.32	89.73	92.0-93.0	0.54	1130.96	0.05	97.25
46.0-47.0	3.52	1047.09	0.30	90.03	93.0-94.0	0.53	1131.49	0.05	97.29

IES Indoor Report

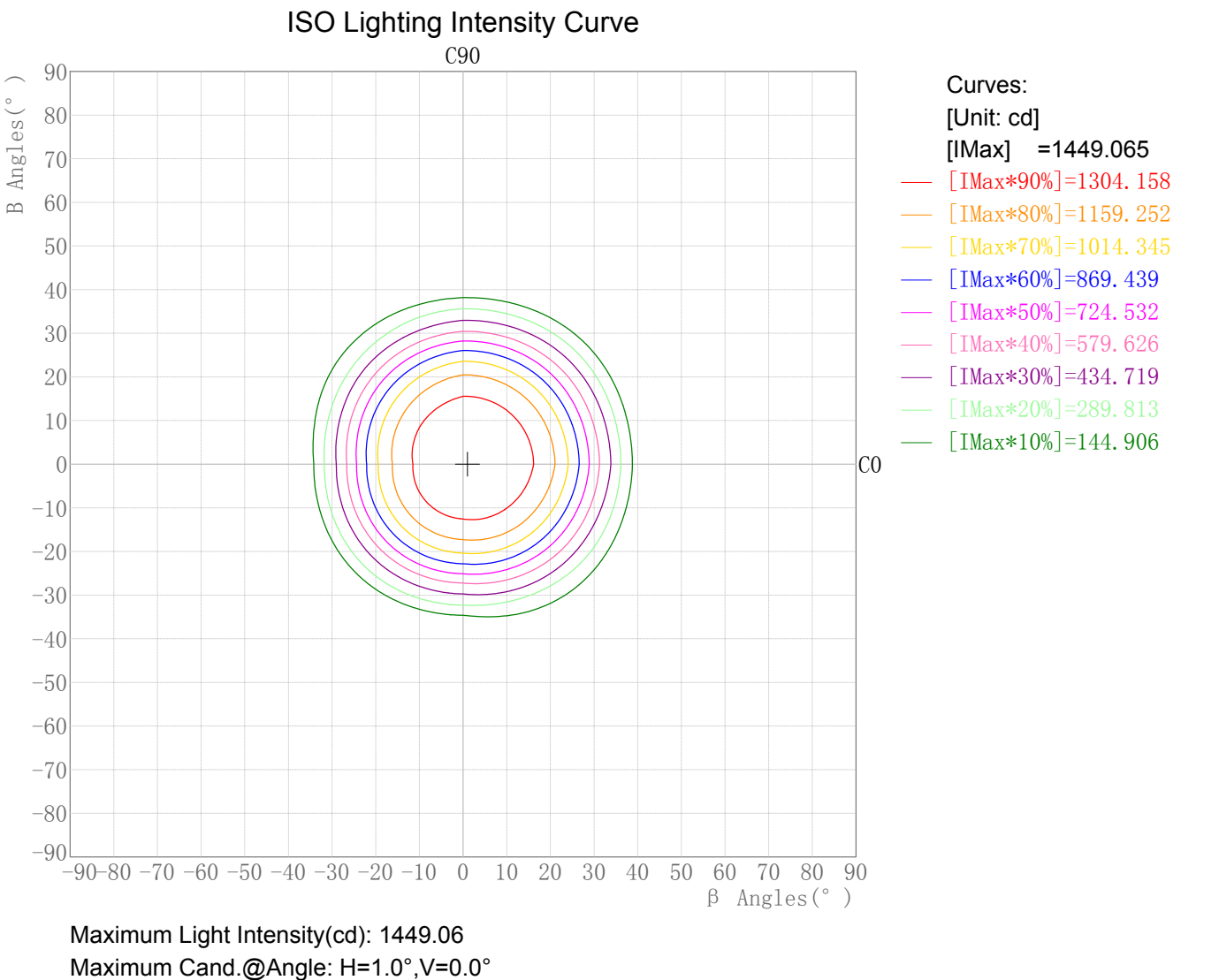
Photometric Filename:TR04-15-XX-01 2700K RA90 60D.IES

Zonal Flux Tabulation - (Cont.)

Zone(γ)	Zone Flux (lm)	Sums Flux (lm)	Zone%Lamp	Sums%Lamp	Zone(γ)	Zone Flux (lm)	Sums Flux (lm)	Zone%Lamp	Sums%Lamp
94.0-95.0	0.52	1132.00	0.04	97.34	141.0-142.0	0.45	1151.98	0.04	99.05
95.0-96.0	0.51	1132.51	0.04	97.38	142.0-143.0	0.45	1152.43	0.04	99.09
96.0-97.0	0.50	1133.01	0.04	97.42	143.0-144.0	0.45	1152.88	0.04	99.13
97.0-98.0	0.49	1133.50	0.04	97.46	144.0-145.0	0.45	1153.33	0.04	99.17
98.0-99.0	0.48	1133.98	0.04	97.51	145.0-146.0	0.45	1153.77	0.04	99.21
99.0-100.0	0.47	1134.45	0.04	97.55	146.0-147.0	0.44	1154.22	0.04	99.25
100.0-101.0	0.46	1134.91	0.04	97.59	147.0-148.0	0.44	1154.66	0.04	99.28
101.0-102.0	0.46	1135.37	0.04	97.62	148.0-149.0	0.44	1155.10	0.04	99.32
102.0-103.0	0.45	1135.82	0.04	97.66	149.0-150.0	0.43	1155.53	0.04	99.36
103.0-104.0	0.44	1136.26	0.04	97.70	150.0-151.0	0.43	1155.96	0.04	99.40
104.0-105.0	0.43	1136.69	0.04	97.74	151.0-152.0	0.42	1156.38	0.04	99.43
105.0-106.0	0.43	1137.11	0.04	97.78	152.0-153.0	0.41	1156.79	0.04	99.47
106.0-107.0	0.42	1137.53	0.04	97.81	153.0-154.0	0.41	1157.20	0.03	99.50
107.0-108.0	0.41	1137.95	0.04	97.85	154.0-155.0	0.40	1157.59	0.03	99.54
108.0-109.0	0.41	1138.36	0.04	97.88	155.0-156.0	0.39	1157.98	0.03	99.57
109.0-110.0	0.40	1138.76	0.03	97.92	156.0-157.0	0.38	1158.35	0.03	99.60
110.0-111.0	0.40	1139.16	0.03	97.95	157.0-158.0	0.37	1158.72	0.03	99.63
111.0-112.0	0.40	1139.56	0.03	97.99	158.0-159.0	0.35	1159.07	0.03	99.66
112.0-113.0	0.39	1139.95	0.03	98.02	159.0-160.0	0.34	1159.42	0.03	99.69
113.0-114.0	0.39	1140.34	0.03	98.05	160.0-161.0	0.33	1159.74	0.03	99.72
114.0-115.0	0.39	1140.73	0.03	98.09	161.0-162.0	0.32	1160.06	0.03	99.75
115.0-116.0	0.39	1141.12	0.03	98.12	162.0-163.0	0.30	1160.36	0.03	99.77
116.0-117.0	0.39	1141.50	0.03	98.15	163.0-164.0	0.29	1160.65	0.02	99.80
117.0-118.0	0.39	1141.89	0.03	98.19	164.0-165.0	0.27	1160.92	0.02	99.82
118.0-119.0	0.39	1142.28	0.03	98.22	165.0-166.0	0.26	1161.18	0.02	99.84
119.0-120.0	0.39	1142.67	0.03	98.25	166.0-167.0	0.24	1161.42	0.02	99.87
120.0-121.0	0.39	1143.06	0.03	98.29	167.0-168.0	0.23	1161.65	0.02	99.88
121.0-122.0	0.39	1143.45	0.03	98.32	168.0-169.0	0.21	1161.86	0.02	99.90
122.0-123.0	0.39	1143.84	0.03	98.35	169.0-170.0	0.19	1162.05	0.02	99.92
123.0-124.0	0.40	1144.24	0.03	98.39	170.0-171.0	0.18	1162.23	0.02	99.93
124.0-125.0	0.40	1144.64	0.03	98.42	171.0-172.0	0.16	1162.39	0.01	99.95
125.0-126.0	0.40	1145.05	0.03	98.46	172.0-173.0	0.14	1162.53	0.01	99.96
126.0-127.0	0.41	1145.46	0.04	98.49	173.0-174.0	0.12	1162.65	0.01	99.97
127.0-128.0	0.41	1145.87	0.04	98.53	174.0-175.0	0.10	1162.75	0.01	99.98
128.0-129.0	0.42	1146.28	0.04	98.56	175.0-176.0	0.09	1162.84	0.01	99.99
129.0-130.0	0.42	1146.70	0.04	98.60	176.0-177.0	0.07	1162.91	0.01	99.99
130.0-131.0	0.42	1147.13	0.04	98.64	177.0-178.0	0.05	1162.96	0.00	100.00
131.0-132.0	0.43	1147.55	0.04	98.67	178.0-179.0	0.03	1162.98	0.00	100.00
132.0-133.0	0.43	1147.98	0.04	98.71	179.0-180.0	0.01	1162.99	0.00	100.00
133.0-134.0	0.43	1148.42	0.04	98.75					
134.0-135.0	0.44	1148.85	0.04	98.78					
135.0-136.0	0.44	1149.29	0.04	98.82					
136.0-137.0	0.44	1149.74	0.04	98.86					
137.0-138.0	0.45	1150.18	0.04	98.90					
138.0-139.0	0.45	1150.63	0.04	98.94					
139.0-140.0	0.45	1151.08	0.04	98.98					
140.0-141.0	0.45	1151.53	0.04	99.01					

Rectangle ISO Lighting Intensity Diagram

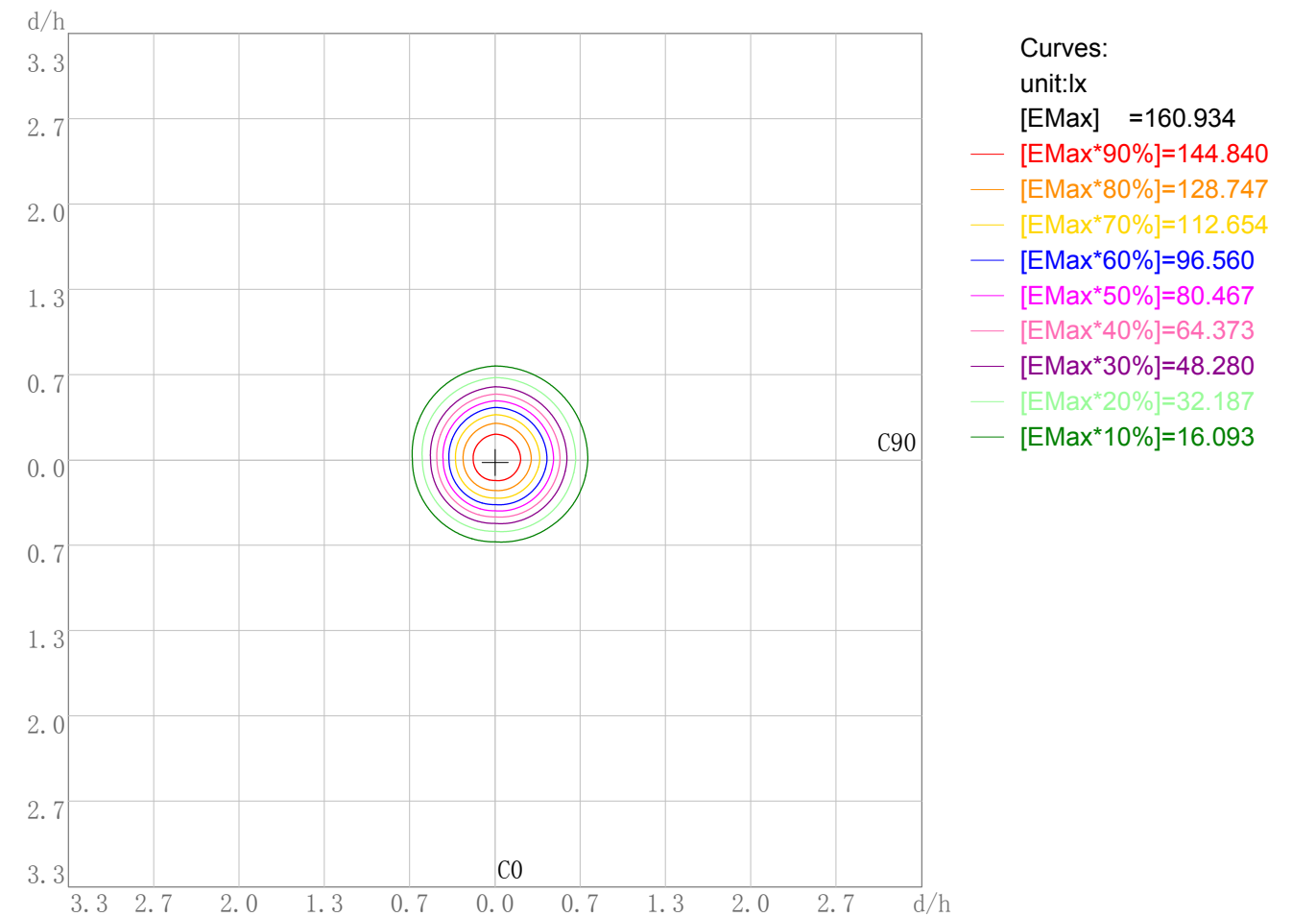
Lum. Name:TR04-15-XX-01 2700K RA90 60D	Lum. Catelog:	Test ID:01
Lamp Name:	Lamp Catelog:LED	Test Lab:Quality Department
Manufacture:Shenzhen Norming Lighting Co., Ltd	Test Machine:GON-2000	Test Date:2020/07/09



Plane ISO-Illuminance Diagram

Lum. Name:TR04-15-XX-01 2700K RA90 60D	Lum. Catalog:	Test ID:01
Lamp Name:	Lamp Catalog: LED	Test Lab: Quality Department
Manufacture: Shenzhen Norming Lighting Co., Ltd	Test Machine:GON-2000	Test Date: 2020/07/09

Plane ISO-Illuminance Curve



Working Plane Luminaire Mounting Height(m): 3.00
Working Plane Maximum Illuminance(lx): 160.93
Working Plane Maximum Illuminance Position(d/h):H0.0 V0.0

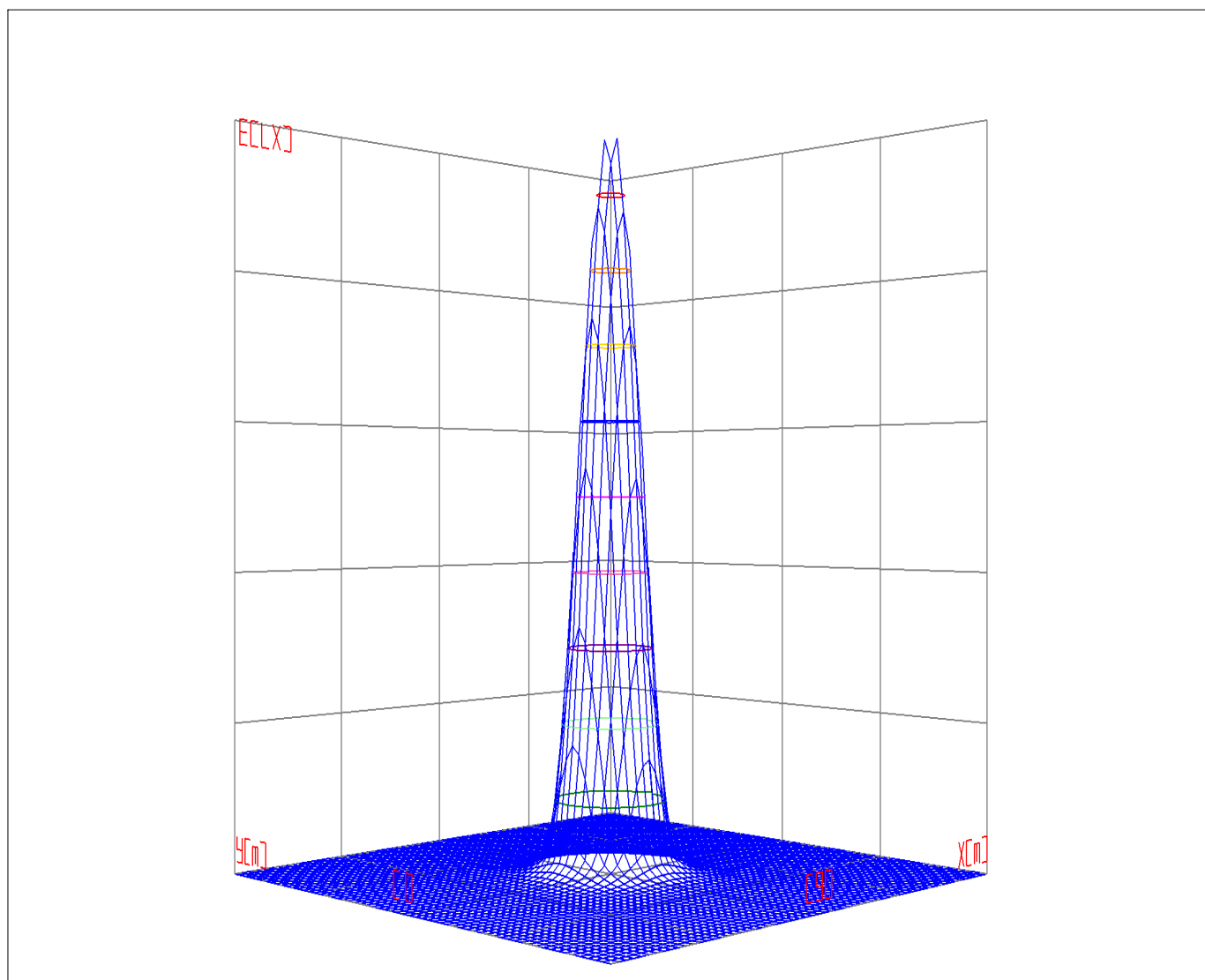
IES Indoor Report

Photometric Filename:TR04-15-XX-01 2700K RA90 60D.IES

3D Plane ISO Illuminance Diagram

Lum. Name: TR04-15-XX-01 2700K RA90 60D	Lum. Catalog:	Test ID: 01
Lamp Name:	Lamp Catalog: LED	Test Lab: Quality Department
Manufacture: Shenzhen Norming Lighting Co., Ltd	Test Machine:GON-2000	Test Date: 2020/07/09

3D Plane Illuminance Modal

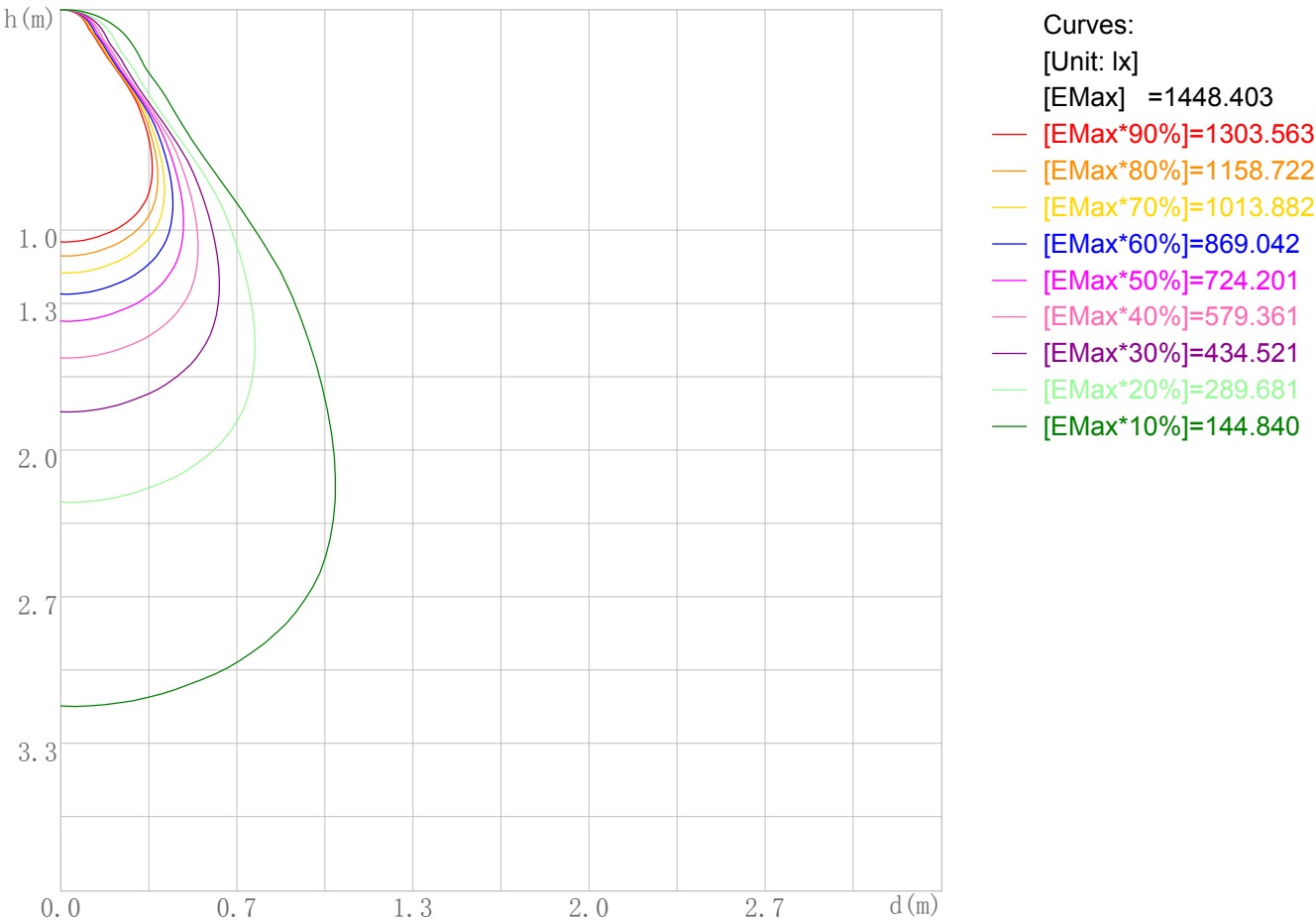


Curves: 3D Model — 90% — 80% — 70% — 60% — 50% — 40% — 30% — 20% — 10% —
View Angles(deg): 0 Height(m): 3.0 Distance(m): 10.0

Space ISO Illuminance Diagram

Lum. Name: TR04-15-XX-01 2700K RA90 60D	Lum. Catelog:	Test ID: 01
Lamp Name:	Lamp Catelog: LED	Test Lab: Quality Department
Manufacture: Shenzhen Norming Lighting Co., Ltd	Test Machine:GON-2000	Test Date: 2020/07/09

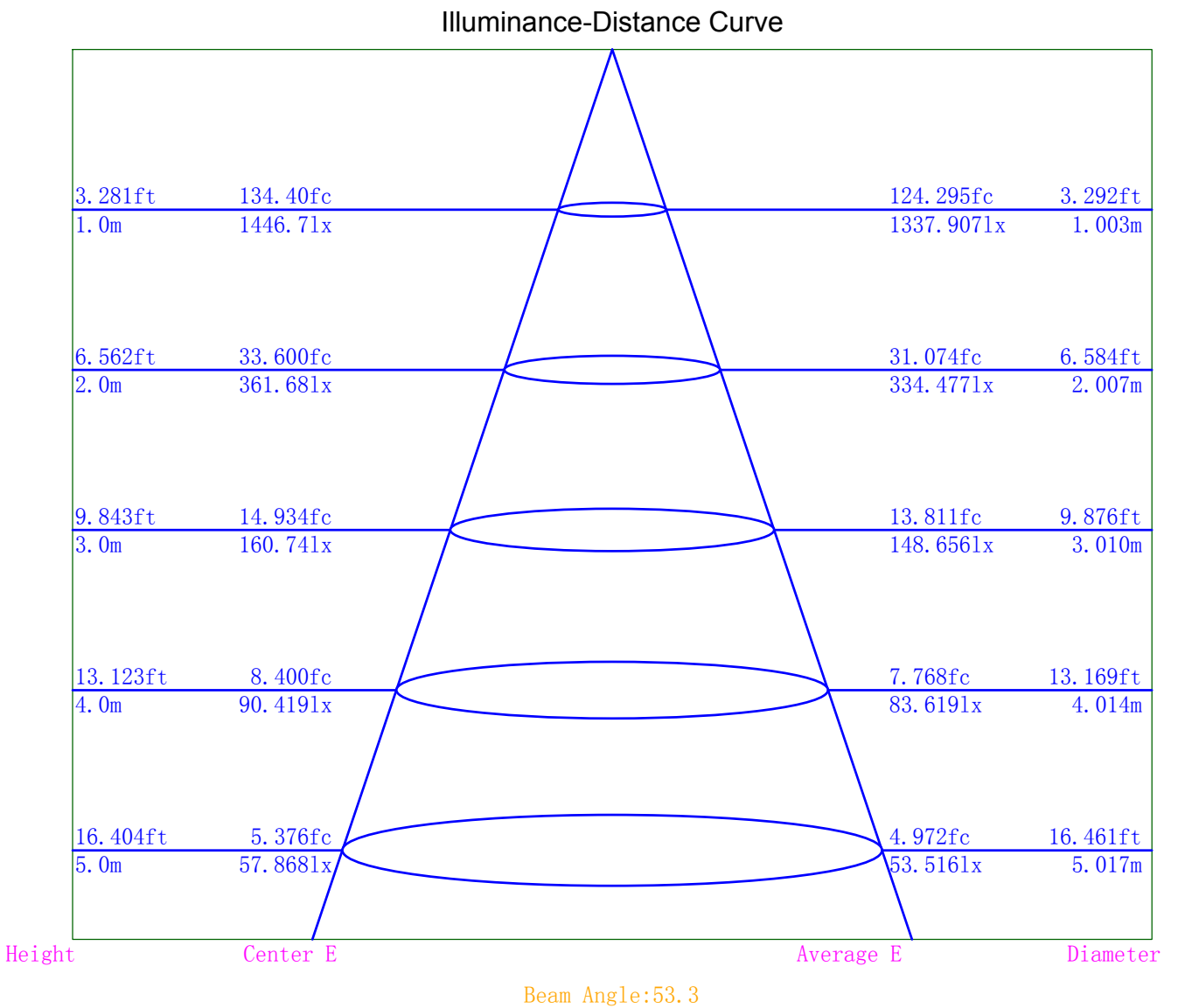
Space ISO Illuminance Curve



Space Plane Maximum Illuminance and @Angle:1448.40lx,1.0deg
Plane Maximum Lighting Intensity and @Angle:1449.065cd,0eg

Illuminance-Distance Diagram

Lum. Name:TR04-15-XX-01 2700K RA90 60D	Lum. Catelog:	Test ID:01
Lamp Name:	Lamp Catelog:LED	Test Lab:Quality Department
Manufacture:Shenzhen Norming Lighting Co., Ltd	Test Machine:GON-2000	Test Date:2020/07/09



Indoor Luminance Limiting Curves

Lum. Name: TR04-15-XX-01 2700K RA90 60D	Lum. Catalog:	Test ID: 01
Lamp Name:	Lamp Catalog: LED	Test Lab: Quality Department
Manufacture: Shenzhen Norming Lighting Co., Ltd	Test Machine:GON-2000	Test Date: 2020/07/09

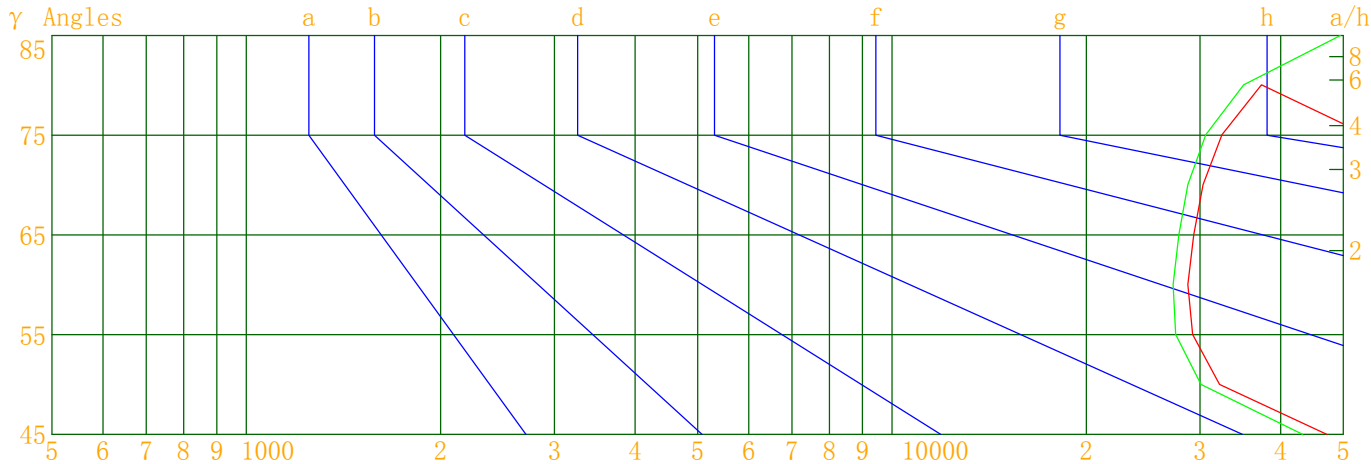
Glare Grade Table

GI	Quality	Using Illuminance							
1.15	A	2000	1000	500	<=300				
1.5	B		2000	1000	500	<=300			
1.85	C			2000	1000	500	<=300		
2.2	D				2000	1000	500	<=300	
2.55	E	a				2000	1000	500	<=300
			b	c	d	e	f	g	h

Luminance Table

Gama(deg)	45	50	55	60	65	70	75	80	85
C0	47148	32169	29218	28729	29340	30325	32431	37351	53924
C90	43261	30105	27506	27261	27820	28726	30624	35060	49477

Luminance Limiting Curve



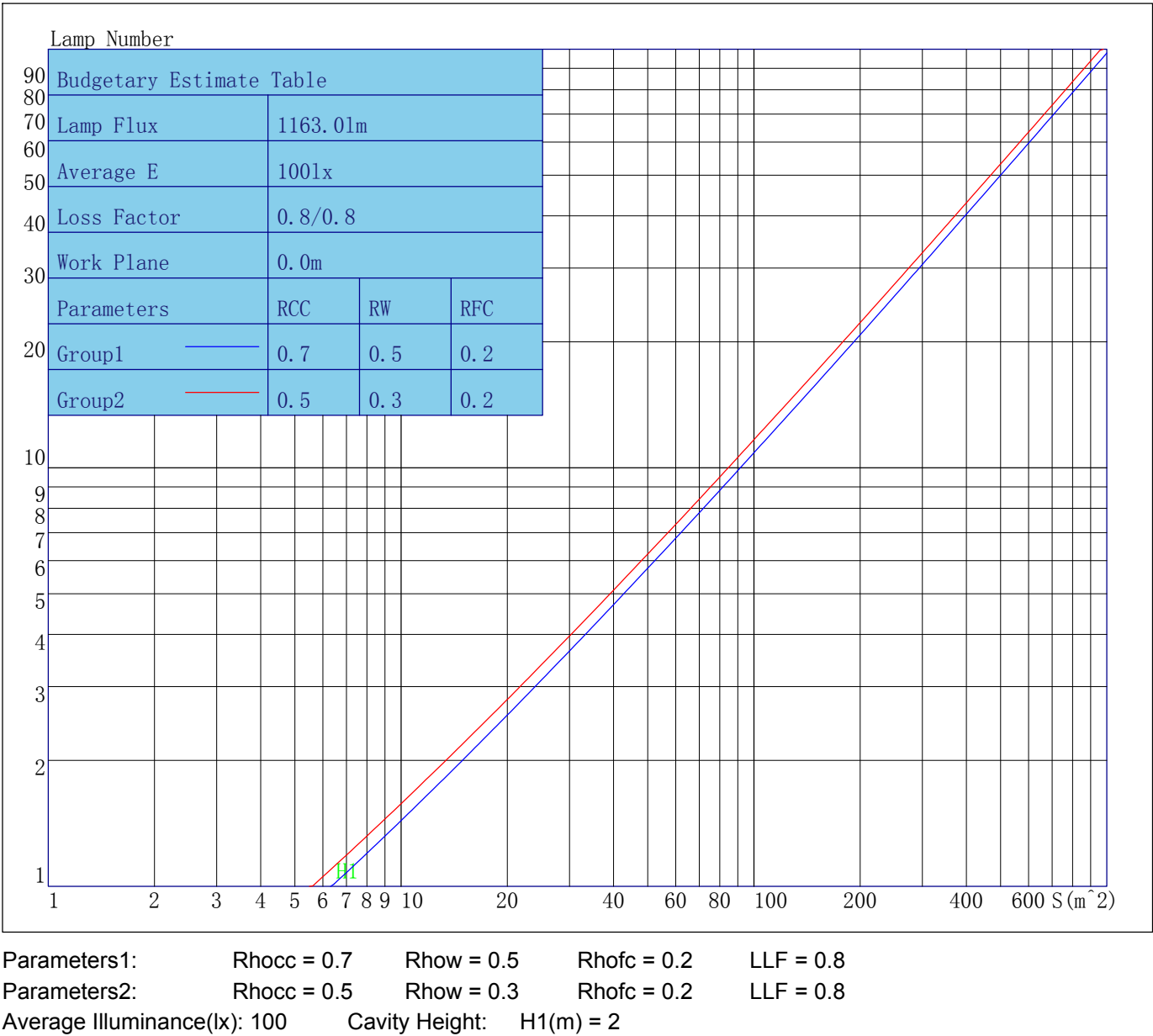
Luminous Size: Length(m)=0.000 Width(m)=-0.050 Height(m)=0.000 Area(m^2)=0.001963

Luminous Type: Without Luminous Side

Luminous Curves: C0-C180 Color: C90-C270 Color:

Indoor Budgetary Estimate Table

Lum. Name: TR04-15-XX-01 2700K RA90 60D	Lum. Catalog:	Test ID: 01
Lamp Name:	Lamp Catalog: LED	Test Lab: Quality Department
Manufacture: Shenzhen Norming Lighting Co., Ltd	Test Machine:GON-2000	Test Date: 2020/07/09



Indoor Coefficient of Utilization Table

Lum. Name: TR04-15-XX-01 2700K RA90 60D	Lum. Catelog:	Test ID: 01
Lamp Name:	Lamp Catelog: LED	Test Lab: Quality Department
Manufacture: Shenzhen Norming Lighting Co., Ltd	Test Machine:GON-2000	Test Date: 2020/07/09

Coefficients of Utilization - Zonal Cavity Method																		
Coef.	Effective Floor Cavity Reflectance RFC=0.20																	
RhoCC (%)	80				70				50			30			10			0
RhoW (%)	70	50	30	10	70	50	30	10	50	30	10	50	30	10	50	30	10	0
RCR	Coefficient of Utilization(%)																	
0	118	118	118	118	115	115	115	115	110	110	110	104	104	104	99	99	99	97
1	112	109	107	104	109	107	104	102	102	100	99	98	96	95	94	93	92	90
2	106	101	97	93	104	99	95	92	96	92	90	92	90	87	89	87	85	83
3	101	94	89	85	99	93	88	84	90	86	83	87	84	81	84	82	79	78
4	96	88	83	78	94	87	82	78	84	80	76	82	78	75	80	77	74	72
5	91	83	77	73	89	82	76	72	80	75	71	78	74	70	76	72	69	68
6	87	78	72	68	85	77	71	67	75	70	67	74	69	66	72	68	65	64
7	83	74	68	63	81	73	67	63	71	66	63	70	65	62	68	64	61	60
8	79	70	64	60	78	69	63	59	68	62	59	66	62	58	65	61	58	57
9	75	66	60	56	74	65	60	56	64	59	56	63	59	55	62	58	55	54
10	72	63	57	53	71	62	57	53	61	56	53	60	56	52	59	55	52	51

Unified Glare Rating Table

Lum. Name: TR04-15-XX-01 2700K RA90 60D	Lum. Catelog:	Test ID: 01
Lamp Name:	Lamp Catelog: LED	Test Lab: Quality Department
Manufacture: Shenzhen Norming Lighting Co., Ltd	Test Machine:GON-2000	Test Date: 2020/07/09

Unified Glare Rating Table

Ceiling RCC	0.70	0.70	0.50	0.50	0.30	0.70	0.70	0.50	0.50	0.30
Wall RW	0.50	0.30	0.50	0.30	0.30	0.50	0.30	0.50	0.30	0.30
Floor RFC	0.20	0.20	0.20	0.20	0.20	0.20	0.20	0.20	0.20	0.20
Room Size	Vewed crosswise					Vewed endwise				
X=2H Y=2H	22.5	23.6	23.0	23.9	24.3	22.1	23.1	22.5	23.4	23.8
	23.1	24.0	23.5	24.4	24.8	22.7	23.5	23.1	23.9	24.4
	23.5	24.3	24.0	24.7	25.2	23.0	23.9	23.5	24.3	24.8
	23.9	24.7	24.4	25.1	25.6	23.5	24.3	24.0	24.7	25.2
	24.2	24.9	24.7	25.4	25.8	23.7	24.5	24.2	24.9	25.4
	24.5	25.2	25.0	25.6	26.1	24.0	24.7	24.5	25.2	25.7
X=4H Y=2H	22.6	23.4	23.0	23.8	24.3	22.1	22.9	22.6	23.4	23.8
	23.4	24.1	23.8	24.5	25.0	22.9	23.6	23.4	24.1	24.6
	23.9	24.5	24.4	25.0	25.5	23.5	24.1	24.0	24.6	25.1
	24.6	25.1	25.1	25.6	26.2	24.2	24.7	24.7	25.2	25.8
	24.9	25.4	25.4	25.9	26.5	24.5	25.0	25.0	25.5	26.1
	25.3	25.8	25.9	26.3	26.9	24.9	25.4	25.5	25.9	26.4
X=8H Y=4H	24.1	24.6	24.6	25.1	25.6	23.7	24.2	24.2	24.7	25.2
	24.9	25.3	25.5	25.9	26.5	24.6	25.0	25.1	25.5	26.1
	25.4	25.8	26.0	26.3	26.9	25.0	25.4	25.6	26.0	26.5
	26.0	26.3	26.6	26.9	27.5	25.6	25.9	26.2	26.5	27.1
X=12H Y=4H	24.1	24.5	24.6	25.1	25.6	23.7	24.1	24.3	24.7	25.2
	25.0	25.4	25.6	25.9	26.5	24.6	25.0	25.2	25.5	26.1
	25.6	25.9	26.1	26.4	27.1	25.2	25.5	25.8	26.1	26.7
Variations with the objerver position at spacings										
S=1.0H	0.2/-0.2					0.2/-0.3				
S=1.5H	0.4/-0.4					0.4/-0.4				
S=2.0H	0.3/-0.4					0.4/-0.5				
Reduced UGR Table:										
Nordic Standard Table:	BK0					BK0				
Correction Value	2.4					2.5				

o the CIE Pub.117, data has been corrected, refers to the lamp’s lumens 8.2flm.

IES Indoor Report

Photometric Filename:TR04-15-XX-01 2700K RA90 60D.IES

Candela Tabulation

V/H	C0.0	C90.0	C180.0	C270.0
γ 0.0	1446.70	1446.70	1446.70	1446.70
γ 1.0	1449.06	1445.87	1442.89	1443.74
γ 2.0	1448.27	1446.40	1438.44	1442.12
γ 3.0	1447.26	1445.11	1428.66	1436.63
γ 4.0	1444.00	1443.25	1419.91	1430.08
γ 5.0	1441.11	1440.62	1409.52	1421.00
γ 6.0	1434.71	1438.13	1396.12	1411.95
γ 7.0	1428.78	1434.38	1382.02	1401.81
γ 8.0	1419.95	1423.45	1367.51	1387.81
γ 9.0	1409.60	1410.12	1352.20	1373.51
γ 10.0	1400.48	1401.36	1334.53	1356.70
γ 11.0	1390.91	1385.75	1315.17	1337.30
γ 12.0	1379.16	1371.23	1292.30	1316.54
γ 13.0	1364.05	1355.11	1265.69	1294.51
γ 14.0	1346.25	1334.85	1234.81	1269.68
γ 15.0	1329.23	1315.13	1202.75	1238.85
γ 16.0	1307.86	1295.19	1166.74	1206.56
γ 17.0	1286.76	1270.30	1128.06	1170.35
γ 18.0	1259.83	1242.38	1084.26	1129.95
γ 19.0	1229.68	1211.81	1036.04	1087.63
γ 20.0	1198.04	1177.86	984.83	1035.08
γ 21.0	1162.01	1137.50	931.03	980.17
γ 22.0	1118.22	1093.26	874.15	918.27
γ 23.0	1070.96	1045.24	813.82	858.44
γ 24.0	1018.31	991.80	749.39	798.58
γ 25.0	964.13	933.71	684.80	731.86
γ 26.0	905.46	872.78	619.89	663.31
γ 27.0	845.13	807.14	556.52	593.98
γ 28.0	781.86	739.86	494.82	532.48
γ 29.0	718.37	672.78	435.95	473.53
γ 30.0	655.31	606.78	383.21	420.62
γ 31.0	595.00	545.29	338.07	371.98
γ 32.0	535.40	486.09	275.39	311.92
γ 33.0	479.63	432.44	210.44	235.67
γ 34.0	427.47	381.02	151.75	172.42
γ 35.0	370.68	331.23	114.67	128.47
γ 36.0	300.31	264.87	97.21	106.00
γ 37.0	233.42	196.88	84.20	92.23
γ 38.0	174.53	149.42	74.27	81.08
γ 39.0	136.58	121.79	66.46	72.22
γ 40.0	113.67	105.03	59.93	65.33
γ 41.0	98.47	92.17	54.69	59.03
γ 42.0	87.25	81.39	49.75	53.63
γ 43.0	78.38	72.75	45.04	47.97
γ 44.0	71.09	66.00	40.47	43.13
γ 45.0	65.46	60.06	36.95	39.07
γ 46.0	59.49	55.15	34.06	35.91

Candela Tabulation - (Cont.)

V/H	C0.0	C90.0	C180.0	C270.0
γ 47.0	53.77	49.89	32.03	33.62
γ 48.0	48.26	45.31	31.01	32.45
γ 49.0	44.21	41.20	30.14	31.52
γ 50.0	40.60	38.00	29.38	30.64
γ 51.0	38.20	35.50	28.68	29.97
γ 52.0	36.66	34.25	27.95	29.30
γ 53.0	35.31	33.05	27.39	28.67
γ 54.0	34.10	31.96	26.84	28.11
γ 55.0	32.91	30.98	26.36	27.58
γ 56.0	31.79	30.02	25.92	27.09
γ 57.0	30.83	29.12	25.52	26.62
γ 58.0	29.90	28.29	25.10	26.17
γ 59.0	29.06	27.51	24.63	25.68
γ 60.0	28.20	26.76	24.13	25.14
γ 61.0	27.44	26.01	23.57	24.58
γ 62.0	26.66	25.28	23.03	23.99
γ 63.0	25.94	24.55	22.37	23.32
γ 64.0	25.16	23.86	21.64	22.53
γ 65.0	24.35	23.08	20.90	21.69
γ 66.0	23.63	22.40	20.11	20.90
γ 67.0	22.89	21.63	19.34	20.07
γ 68.0	22.02	20.87	18.55	19.25
γ 69.0	21.20	20.05	17.75	18.42
γ 70.0	20.36	19.29	16.94	17.61
γ 71.0	19.57	18.50	16.15	16.81
γ 72.0	18.77	17.77	15.34	15.98
γ 73.0	18.00	17.02	14.52	15.18
γ 74.0	17.23	16.30	13.72	14.37
γ 75.0	16.48	15.56	12.96	13.60
γ 76.0	15.70	14.85	12.17	12.84
γ 77.0	14.97	14.11	11.41	12.09
γ 78.0	14.19	13.40	10.67	11.34
γ 79.0	13.47	12.64	9.94	10.61
γ 80.0	12.73	11.95	9.24	9.90
γ 81.0	12.02	11.24	8.54	9.22
γ 82.0	11.29	10.52	7.87	8.53
γ 83.0	10.59	9.83	7.22	7.88
γ 84.0	9.88	9.14	6.59	7.25
γ 85.0	9.23	8.47	5.99	6.64
γ 86.0	8.53	7.82	5.43	6.08
γ 87.0	7.89	7.18	5.07	5.69
γ 88.0	7.25	6.56	4.93	5.50
γ 89.0	6.65	5.95	4.83	5.38
γ 90.0	6.07	5.40	4.74	5.27
γ 91.0	5.62	4.97	4.65	5.16
γ 92.0	5.43	4.82	4.57	5.06
γ 93.0	5.31	4.73	4.49	4.96

IES Indoor Report

Photometric Filename:TR04-15-XX-01 2700K RA90 60D.IES

Candela Tabulation - (Cont.)

V/H	C0.0	C90.0	C180.0	C270.0
γ 94.0	5.20	4.64	4.41	4.87
γ 95.0	5.10	4.54	4.36	4.78
γ 96.0	5.00	4.47	4.29	4.70
γ 97.0	4.90	4.39	4.23	4.63
γ 98.0	4.79	4.32	4.17	4.55
γ 99.0	4.71	4.24	4.12	4.48
γ 100.0	4.63	4.18	4.07	4.43
γ 101.0	4.56	4.11	4.03	4.36
γ 102.0	4.47	4.05	3.98	4.32
γ 103.0	4.40	4.00	3.95	4.27
γ 104.0	4.32	3.94	3.91	4.22
γ 105.0	4.27	3.89	3.89	4.18
γ 106.0	4.20	3.83	3.88	4.15
γ 107.0	4.14	3.78	3.85	4.11
γ 108.0	4.09	3.75	3.85	4.09
γ 109.0	4.04	3.71	3.85	4.07
γ 110.0	3.99	3.68	3.84	4.07
γ 111.0	3.95	3.64	3.87	4.07
γ 112.0	3.92	3.64	3.88	4.08
γ 113.0	3.90	3.63	3.90	4.09
γ 114.0	3.88	3.62	3.95	4.11
γ 115.0	3.87	3.63	3.99	4.14
γ 116.0	3.87	3.63	4.03	4.17
γ 117.0	3.88	3.66	4.09	4.22
γ 118.0	3.89	3.68	4.16	4.27
γ 119.0	3.90	3.71	4.23	4.33
γ 120.0	3.93	3.76	4.30	4.40
γ 121.0	3.97	3.81	4.39	4.47
γ 122.0	4.01	3.87	4.48	4.55
γ 123.0	4.07	3.93	4.57	4.64
γ 124.0	4.13	4.01	4.68	4.74
γ 125.0	4.19	4.09	4.79	4.84
γ 126.0	4.28	4.18	4.91	4.95
γ 127.0	4.36	4.28	5.03	5.06
γ 128.0	4.45	4.37	5.16	5.17
γ 129.0	4.54	4.47	5.29	5.29
γ 130.0	4.63	4.59	5.42	5.41
γ 131.0	4.75	4.70	5.55	5.54
γ 132.0	4.87	4.83	5.68	5.66
γ 133.0	4.99	4.95	5.83	5.80
γ 134.0	5.10	5.09	5.98	5.92
γ 135.0	5.24	5.21	6.12	6.07
γ 136.0	5.36	5.35	6.28	6.21
γ 137.0	5.49	5.48	6.42	6.35
γ 138.0	5.62	5.61	6.58	6.50
γ 139.0	5.76	5.76	6.74	6.64
γ 140.0	5.90	5.91	6.90	6.78

Candela Tabulation - (Cont.)

V/H	C0.0	C90.0	C180.0	C270.0
γ 141.0	6.06	6.04	7.04	6.94
γ 142.0	6.19	6.20	7.21	7.08
γ 143.0	6.35	6.35	7.35	7.23
γ 144.0	6.50	6.50	7.50	7.37
γ 145.0	6.66	6.65	7.65	7.52
γ 146.0	6.81	6.80	7.80	7.65
γ 147.0	6.97	6.97	7.95	7.81
γ 148.0	7.12	7.11	8.09	7.93
γ 149.0	7.28	7.26	8.22	8.07
γ 150.0	7.41	7.41	8.35	8.19
γ 151.0	7.58	7.55	8.46	8.31
γ 152.0	7.72	7.69	8.57	8.41
γ 153.0	7.86	7.83	8.68	8.52
γ 154.0	7.99	7.97	8.78	8.63
γ 155.0	8.12	8.10	8.88	8.73
γ 156.0	8.23	8.21	8.97	8.81
γ 157.0	8.37	8.32	9.05	8.89
γ 158.0	8.47	8.44	9.14	8.98
γ 159.0	8.56	8.54	9.21	9.07
γ 160.0	8.66	8.65	9.30	9.14
γ 161.0	8.78	8.74	9.36	9.23
γ 162.0	8.85	8.83	9.44	9.30
γ 163.0	8.96	8.92	9.51	9.38
γ 164.0	9.03	9.02	9.59	9.45
γ 165.0	9.13	9.10	9.65	9.52
γ 166.0	9.21	9.18	9.72	9.58
γ 167.0	9.31	9.26	9.77	9.65
γ 168.0	9.37	9.35	9.83	9.72
γ 169.0	9.47	9.41	9.89	9.78
γ 170.0	9.53	9.49	9.94	9.82
γ 171.0	9.61	9.56	9.98	9.87
γ 172.0	9.69	9.63	10.04	9.93
γ 173.0	9.77	9.70	10.06	9.98
γ 174.0	9.84	9.77	10.09	10.02
γ 175.0	9.90	9.83	10.11	10.05
γ 176.0	9.96	9.89	10.13	10.07
γ 177.0	10.01	9.93	10.14	10.09
γ 178.0	10.05	9.98	10.15	10.10
γ 179.0	10.09	10.03	10.14	10.08
γ 180.0	10.10	10.10	10.10	10.10